



MONTHLY MEMBERSHIP PROGRESS REPORT

District 43 Y

Results as of: 10/31/2018

GMT: STEVE ANTON

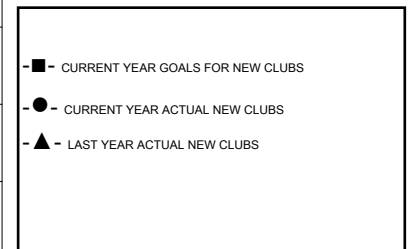
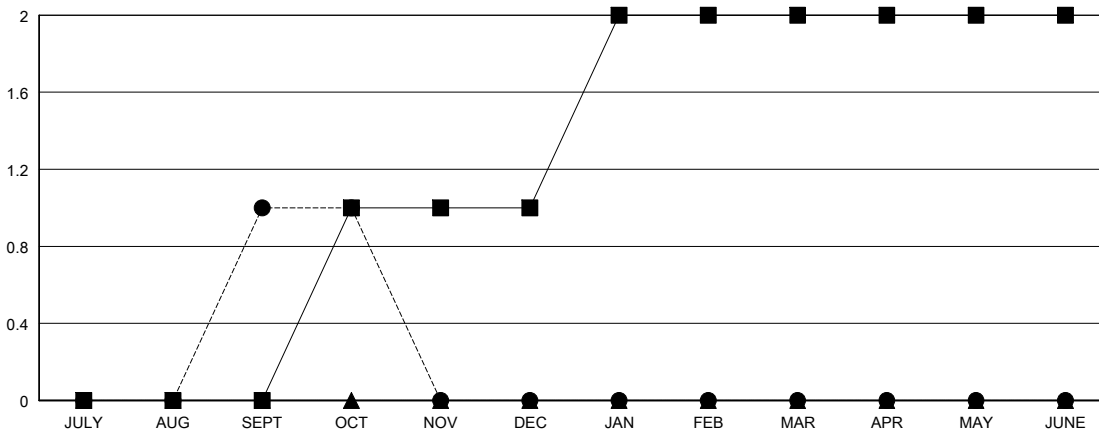
LOCATION KENTUCKY

GMT CA

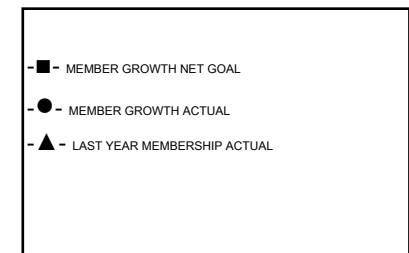
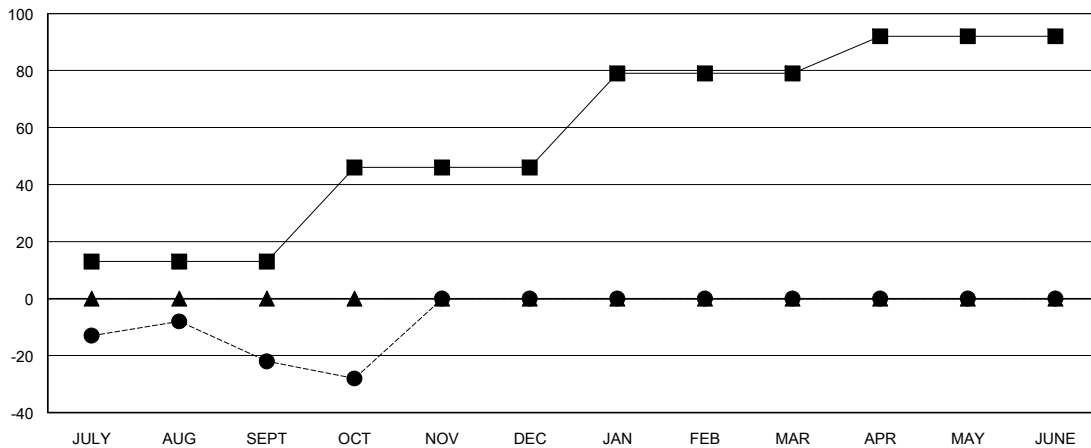
Clubs			
RESULTS FOR 2018-2019			
QUARTER	NEW CLUB GOAL	NEW CLUBS	DROPPED CLUBS
JULY/AUG/SEPT	0	1	2
OCT/NOV/DEC	1	0	0
JAN/FEB/MAR	1	0	0
APR/MAY/JUNE	0	0	0

Members			
RESULTS FOR 2018-2019			
QUARTER	MEMBER GROWTH NET GOAL	MEMBER GROWTH ACTUAL	DROPPED MEMBERS ACTUAL (including transfers)
JULY/AUG/SEPT	13	64	78
OCT/NOV/DEC	33	5	11
JAN/FEB/MAR	33	0	0
APR/MAY/JUNE	13	0	0

GOALS AND ACTUAL NEW CLUBS CUMULATIVE



GOALS AND ACTUAL MEMBERS CUMULATIVE



DROPPED CLUBS: 2

19 CLUBS OF 97 ADDED 1 OR MORE NEW MEMBERS

GENDER DISTRIBUTION	
MALE	1,446 (67.01%)
FEMALE	712 (32.99%)
Women Percentage Fiscal Year Goal: 50%	

DROPPED MEMBERS	
DECEASED	14
CLUB CANCELLED	31
OTHER	44
TOTAL	89

[CLICK HERE FOR CUMULATIVE MEMBERSHIP DATA](#)

TOTAL FAMILY UNIT MEMBERS	484
FAMILY MEMBERS PAYING HALF DUES	248